

tesla suite

SIZING & MEASUREMENT GUIDE: WOMEN

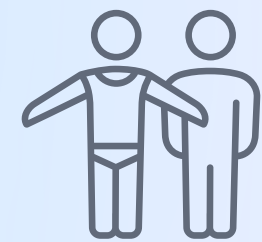
TABLE OF CONTENT

Tips for better measurements	03
Measurement terms	04
How to measure: Height	05
How to measure: Bust	06
How to measure: Waist	07
How to measure: Hips	08
How to measure: Leg length	09
Size chart. Jacket	10
Size chart. Trousers	11

TIPS FOR BETTER MEASUREMENTS:

Knowing your measurements is key to having a perfectly fitted TESLASUIT. The right size ensures correct electrode placement that is essential for the proper operation of the suit's systems. Take the time to get accurate measurements.

To get started, you'll need a piece of ribbon long enough to tie around your waist, a soft tape measure, a pen and paper to put the measurements down as you go.



Have someone else
measure you



Wear underwear or
clothes which fit closely



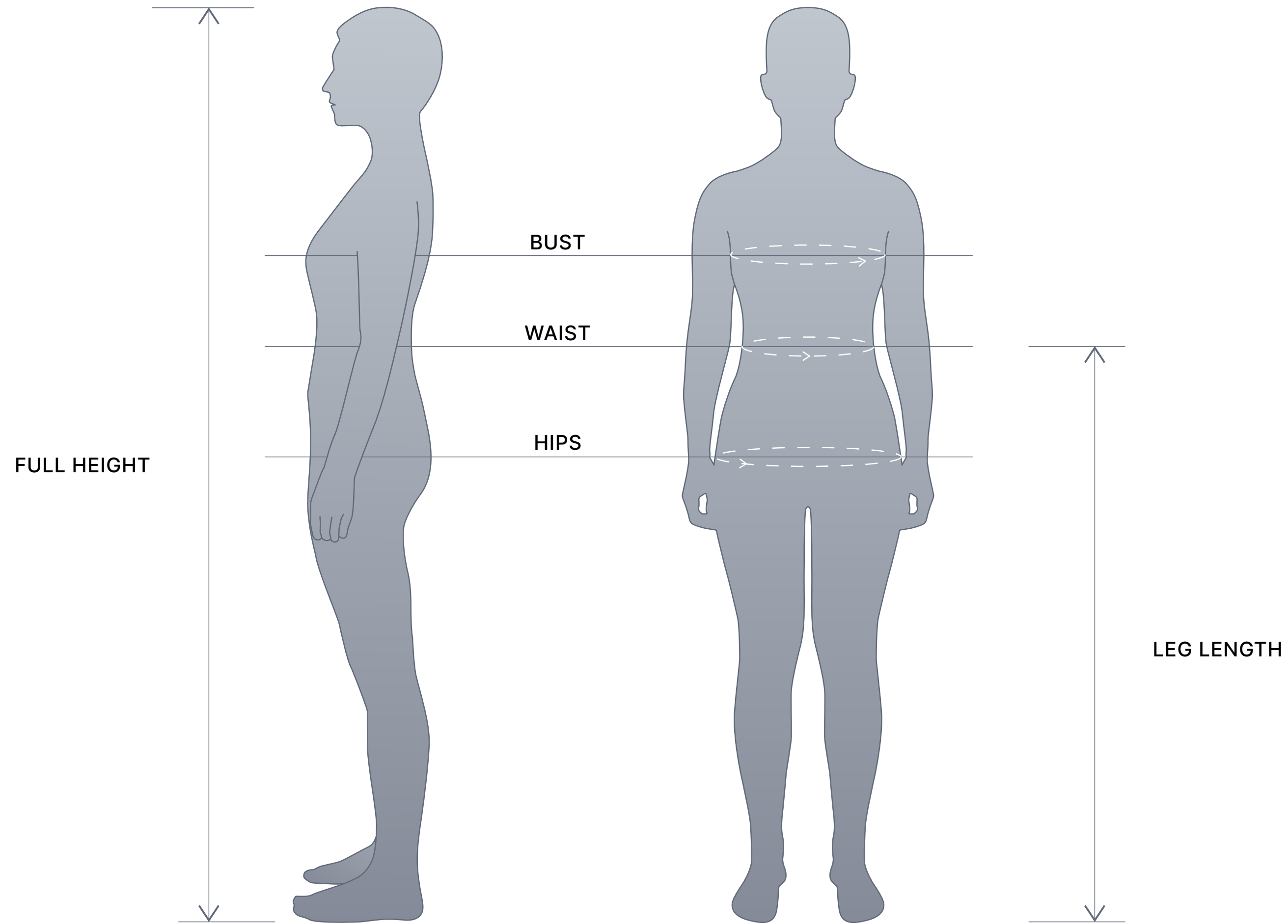
Take off shoes when
measuring height and leg length



Always take each
measurement twice



Write down your
measurements

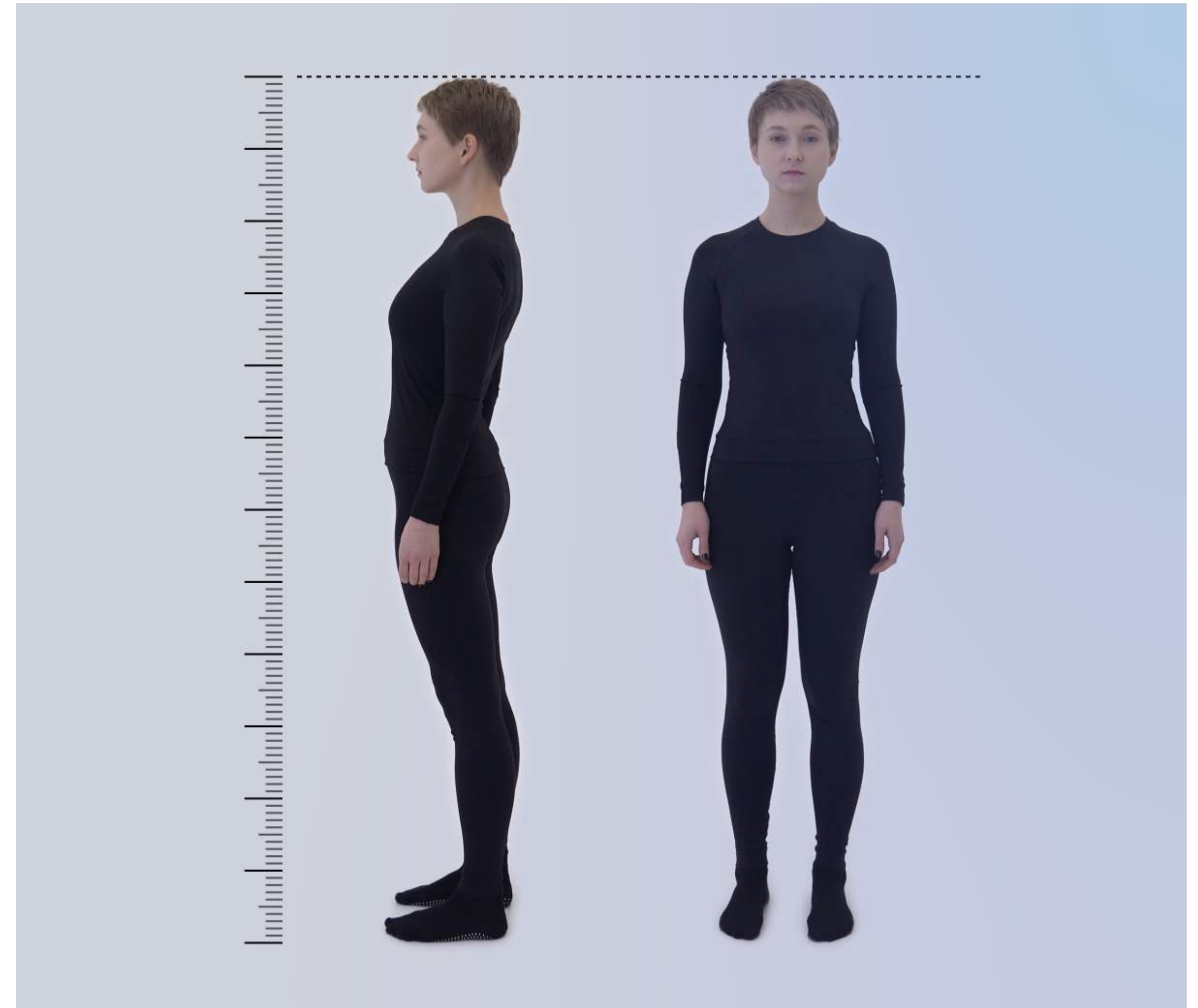


YOU WILL NEED
5 KEY BODY MEASUREMENTS
TO HAVE YOUR TESLASUIT SITTING
JUST RIGHT:

- ➔ **BUST circumference:**
around the fullest part of the bust
- ➔ **WAIST circumference:**
around the narrowest part of the torso
- ➔ **HIPS circumference:**
around the fullest part of hips and buttocks
- ➔ **LEG LENGTH:**
from the natural waistline down to the floor
- ➔ **FULL HEIGHT:**
from head to toe

1 / HEIGHT

Take off shoes and stand with your feet flat and your heels touching a wall. Keep your chin tucked in and look straight ahead. Have someone mark your height against the wall. Step away from the wall and, with a tape measure, record the height from the floor to the marked point on the wall.



2 / BUST circumference

Stand up straight, with your arms resting comfortably at your sides. Wrap the tape beneath armpits, fully encircling the body around shoulder blades and the fullest part of the bust. Keep the tape consistently level, firmly but without pulling it too tight. Make sure the tape doesn't twist. Breathe out normally and check your measurement after you exhale. The number at the meeting point of the tape is your bust measurement.



3 / WAIST circumference

Stand in a relaxed position, do not push out your belly or suck it in. Locate the height of your natural waistline (the narrowest part of the torso) with the ribbon and measure around using the tape. Make sure the tape is straight all the way around and is not twisted anywhere. Keep the tape consistently level, firmly but without pulling it too tight. Check your measurement after you exhale. The number at the meeting point of the tape is your waist measurement.



4 / HIPS circumference

Place your feet together, toes facing forward. Measure around the fullest part of your hips and buttocks. The tape should be level and snug but not digging in. Make sure the tape doesn't twist. Write down the number at the meeting point of the tape. This is your hips measurement.



5 / LEG LENGTH

Take off shoes and stand in a normal, straight posture with weight evenly distributed over both feet. Locate the height of your natural waistline (the narrowest part of the torso) with the ribbon. Measure vertically across the side seam, from your natural waistline down to the floor. Make sure the tape doesn't twist. Write down the number on the tape.



JACKET

Compare your body measurements to the size chart below to identify the jacket size.

Keep in mind that due to the specific cut and tight fit, the size of the TESLASUIT may differ from the size you normally wear.

NOTE: The size chart is of body measurements only, not garment ones. All measurements are in centimeters.

			XS	S	M	L	XL	XXL
Bust circumference, cm			81-86	87-91	92-96	97-101	102-106	107-112
Hips circumference, cm			89-94	95-99	100-104	105-109	110-114	115-120
Height, cm	C	153-160	XS/C	S/C	M/C	L/C	XL/C	—
	D	161-166	XS/D	S/D	M/D	L/D	XL/D	XXL/D
	E	167-172	XS/E	S/E	M/E	L/E	XL/E	XXL/E
	F	173-181	XS/F	S/F	M/F	L/F	XL/F	XXL/F

TROUSERS

Compare your body measurements to the size chart below to identify the trousers size.

Keep in mind that due to the specific cut and tight fit, the size of the TESLASUIT may differ from the size you normally wear.

NOTE: The size chart is of body measurements only, not garment ones. All measurements are in centimeters.

		XS	S	M	L	XL	XXL
Waist circumference, cm		62-67	68-72	73-77	78-82	83-87	88-93
Hips circumference, cm		89-94	95-99	100-104	105-109	110-114	115-120
Leg length, cm	99-103	XS/C	S/C	M/C	L/C	XL/C	XXL/C
	104-107	XS/D	S/D	M/D	L/D	XL/D	XXL/D
	108-111	XS/E	S/E	M/E	L/E	XL/E	XXL/E
	112-116	XS/F	S/F	M/F	L/F	XL/F	XXL/F

teslasuit

NEW DIMENSIONS OF YOU